


MUNICIPIO DE COQUIMATLAN, COL.
Sistema Integral de Contabilidad Gubernamental
ESTADO ANALITICO DEL EJERCICIO DEL PRESUPUESTO DE EGRESOS

Clasificación Administrativa

DEL 1 DE JULIO AL 31 DE JULIO DE 2022

Análisis por: Clasificación Administrativa

Clave Presupuestaria UP-UR-UE	Descripción	Aprobado Jul-Jul	Ampliaciones / (Reducciones) Jul-Jul	Modificado Jul-Jul	DpC Jul-Jul	Devengado Jul-Jul	Pagado Jul-Jul	Subejercicio Jul-Jul
01	REGIDORES	266,403.88	-12,195.00	254,208.88	0.00	254,208.88	255,159.02	0.00
01 01	REGIDORES	266,403.88	-12,195.00	254,208.88	0.00	254,208.88	255,159.02	0.00
01 01 01	DESPACHO DE REGIDORES	266,403.88	-12,195.00	254,208.88	0.00	254,208.88	255,159.02	0.00
02	PRESIDENCIA MUNICIPAL	266,478.64	-79,499.62	186,979.02	0.00	186,979.02	194,804.73	0.00
02 01	PRESIDENCIA MUNICIPAL	266,478.64	-79,499.62	186,979.02	0.00	186,979.02	194,804.73	0.00
02 01 01	DESPACHO DE PRESIDENCIA	136,186.05	-13,115.14	123,070.91	0.00	123,070.91	130,896.62	0.00
02 01 02	SECRETARIA PARTICULAR	130,292.59	-66,384.48	63,908.11	0.00	63,908.11	63,908.11	0.00
03	SECRETARIA DEL H AYUNTAMIENTO	716,554.37	23,369.74	739,924.11	0.00	739,924.11	743,702.91	0.00
03 01	SECRETARIA DEL H AYUNTAMIENTO	716,554.37	23,369.74	739,924.11	0.00	739,924.11	743,702.91	0.00
03 01 01	DESPACHO DE SECRETARIA DEL H AYUNTAMIENTO	295,840.52	11,387.19	307,227.71	0.00	307,227.71	311,006.51	0.00
03 01 02	DIRECCION DE ASUNTOS JURIDICOS	76,698.65	-19,111.53	57,587.12	0.00	57,587.12	57,587.12	0.00
03 01 03	DIRECCION DE COMUNICACION SOCIAL	51,796.27	6,697.88	58,494.15	0.00	58,494.15	58,494.15	0.00
03 01 04	DIRECCION DE CULTURA	49,937.67	18,242.88	68,180.55	0.00	68,180.55	68,180.55	0.00
03 01 05	DIRECCION DE DEPORTES	96,648.61	14,521.56	111,170.17	0.00	111,170.17	111,170.17	0.00
03 01 08	JUNTA MUNICIPAL DE PUEBLO JUAREZ	110,432.65	9,231.76	119,664.41	0.00	119,664.41	119,664.41	0.00
03 01 09	COMISARIAS MUNICIPALES	35,200.00	-17,600.00	17,600.00	0.00	17,600.00	17,600.00	0.00
04	OFICIALIA MAYOR	1,554,164.55	122,318.04	1,676,482.59	0.00	1,676,482.59	1,815,706.25	0.00
04 01	OFICIALIA MAYOR	1,554,164.55	122,318.04	1,676,482.59	0.00	1,676,482.59	1,815,706.25	0.00
04 01 01	DESPACHO DE OFICIALIA MAYOR	858,854.17	-20,496.13	838,358.04	0.00	838,358.04	990,026.25	0.00
04 01 03	DEPARTAMENTO DE RECURSOS HUMANOS	666,246.25	142,269.27	808,515.52	0.00	808,515.52	796,070.97	0.00
04 01 05	DEPARTAMENTO DE INFORMATICA	29,064.13	544.90	29,609.03	0.00	29,609.03	29,609.03	0.00
05	TESORERIA MUNICIPAL	501,496.36	-15,406.62	486,089.74	0.00	486,089.74	496,498.44	0.00
05 01	TESORERIA MUNICIPAL	501,496.36	-15,406.62	486,089.74	0.00	486,089.74	496,498.44	0.00
05 01 01	DESPACHO DE TESORERIA MUNICIPAL	403,154.18	-20,854.69	382,299.49	0.00	382,299.49	392,708.19	0.00
05 01 02	DIRECCION DE INGRESOS	8,457.42	18,026.50	26,483.92	0.00	26,483.92	26,483.92	0.00
05 01 03	DIRECCION DE EGRESOS Y CONTABILIDAD	39,250.51	3,252.85	42,503.36	0.00	42,503.36	42,503.36	0.00
05 01 04	DIRECCION DE CATASTRO	50,634.25	-15,831.28	34,802.97	0.00	34,802.97	34,802.97	0.00
06	CONTRALOR MUNICIPAL	25,673.50	-150.99	25,522.51	0.00	25,522.51	25,522.51	0.00
06 01	CONTRALOR MUNICIPAL	25,673.50	-150.99	25,522.51	0.00	25,522.51	25,522.51	0.00
06 01 01	DESPACHO DEL CONTRALOR MUNICIPAL	25,673.50	-150.99	25,522.51	0.00	25,522.51	25,522.51	0.00
07	DIRECCION DE OBRAS PUBLICAS, DESARROLLO URBANO Y ECOLOGIA	194,366.50	-59,245.83	135,120.67	0.00	135,120.67	1,396,073.23	-
07 01	DIRECCION DE OBRAS PUBLICAS, DESARROLLO URBANO Y ECOLOGIA	194,366.50	-59,245.83	135,120.67	0.00	135,120.67	1,396,073.23	-
07 01 01	DESPACHO DE LA DIRECCION DE OBRAS PUBLICAS, DESARROLLO URBANO Y ECOLOGIA	194,366.50	-59,245.83	135,120.67	0.00	135,120.67	139,585.05	0.00
07 01 02	DEPARTAMENTO DE OBRAS PUBLICAS	0.00	0.00	0.00	0.00	1,256,488.18	1,256,488.18	-



MUNICIPIO DE COQUIMATLAN, COL.
Sistema Integral de Contabilidad Gubernamental
ESTADO ANALITICO DEL EJERCICIO DEL PRESUPUESTO DE EGRESOS

Clasificación Administrativa


DEL 1 DE JULIO AL 31 DE JULIO DE 2022

Análisis por: Clasificación Administrativa

Clave Presupuestaria	Descripción	Aprobado Jul-Jul	Ampliaciones / (Reducciones) Jul-Jul	Modificado Jul-Jul	DpC Jul-Jul	Devengado Jul-Jul	Pagado Jul-Jul	Subejercicio Jul-Jul
08	DIRECCION DE SERVICIOS PUBLICOS	1,476,338.31	-93,956.22	1,382,382.09	0.00	1,382,382.09	1,401,944.25	0.00
08 01	DIRECCION DE SERVICIOS PUBLICOS	1,476,338.31	-93,956.22	1,382,382.09	0.00	1,382,382.09	1,401,944.25	0.00
08 01 01	DESPACHO DE LA DIRECCION DE SERVICIOS PUBLICOS	1,418,520.44	-95,653.27	1,322,867.17	0.00	1,322,867.17	1,342,429.33	0.00
08 01 03	DEPARTAMENTO DE PARQUES Y JARDINES	46,083.65	2,788.04	48,871.69	0.00	48,871.69	48,871.69	0.00
08 01 06	DEPARTAMENTO DE PANTEON	11,734.22	-1,090.99	10,643.23	0.00	10,643.23	10,643.23	0.00
09	DIRECCION DE SEGURIDAD PUBLICA, TRANSITO Y VIALIDAD	1,268,011.41	-5,612.33	1,262,399.08	0.00	1,262,399.08	1,246,885.54	0.00
09 01	DIRECCION DE SEGURIDAD PUBLICA, TRANSITO Y VIALIDAD	1,268,011.41	-5,612.33	1,262,399.08	0.00	1,262,399.08	1,246,885.54	0.00
09 01 01	SEGURIDAD PUBLICA, TRANSITO Y VIALIDAD	1,268,011.41	-5,612.33	1,262,399.08	0.00	1,262,399.08	1,246,885.54	0.00
10	DIRECCION DE DESARROLLO MUNICIPAL	169,171.35	1,059.44	170,230.79	0.00	170,230.79	170,230.79	0.00
10 01	DIRECCION DE DESARROLLO MUNICIPAL	169,171.35	1,059.44	170,230.79	0.00	170,230.79	170,230.79	0.00
10 01 01	DESPACHO DE LA DIRECCION DE DESARROLLO MUNICIPAL	65,714.13	-1,745.98	63,968.15	0.00	63,968.15	63,968.15	0.00
10 01 02	DEPARTAMENTO DE PLANEACION	91,724.24	4,821.14	96,545.38	0.00	96,545.38	96,545.38	0.00
10 01 04	DEPARTAMENTO DE DESARROLLO RURAL	11,732.98	-2,015.72	9,717.26	0.00	9,717.26	9,717.26	0.00
11	ORGANISMOS PUBLICOS DESCENTRALIZADOS	626,233.78	174,544.22	800,778.00	0.00	800,778.00	800,778.00	0.00
11 01	ORGANISMOS PUBLICOS DESCENTRALIZADOS	626,233.78	174,544.22	800,778.00	0.00	800,778.00	800,778.00	0.00
11 01 01	DIF MUNICIPAL	626,233.78	174,544.22	800,778.00	0.00	800,778.00	800,778.00	0.00
12	OBRA PUBLICA E INVERSION	0.00	0.00	0.00	0.00	0.00	0.00	0.00
12 01	OBRA PUBLICA	0.00	0.00	0.00	0.00	0.00	0.00	0.00
12 01 01	OBRA PUBLICA	0.00	0.00	0.00	0.00	0.00	0.00	0.00
13	DEUDA PUBLICA	94,916.67	11,324.08	106,240.75	0.00	106,240.75	106,240.75	0.00
13 01	DEUDA PUBLICA	94,916.67	11,324.08	106,240.75	0.00	106,240.75	106,240.75	0.00
13 01 01	DEUDA PUBLICA	94,916.67	11,324.08	106,240.75	0.00	106,240.75	106,240.75	0.00
14	TRANSFERENCIAS, SUBSIDIOS Y AYUDAS	-11,000.00	15,500.00	4,500.00	0.00	4,500.00	4,500.00	0.00
14 03	AYUDAS	-11,000.00	15,500.00	4,500.00	0.00	4,500.00	4,500.00	0.00
14 03 01	AYUDAS SOCIALES A PERSONAS	-11,000.00	15,500.00	4,500.00	0.00	4,500.00	4,500.00	0.00

TOTAL DEL GASTO:

7,148,809.32 82,048.91 7,230,858.23 0.00 8,487,346.41 8,658,046.42 -1,256.48 8.18




MUNICIPIO DE COQUIMATLAN, COL.
Sistema Integral de Contabilidad Gubernamental
ESTADO ANALITICO DEL EJERCICIO DEL PRESUPUESTO DE EGRESOS
 Clasificación Administrativa

DEL 1 DE ENERO AL 31 DE JULIO DE 2022

Análisis por: Clasificación Administrativa

Clave Presupuestaria UP-UR-UE	Descripción	Aprobado Ene-Jul	Ampliaciones / (Reducciones) Ene-Jul	Modificado Ene-Jul	DpC: Ene-Jul	Devengado Ene-Jul	Pagado Ene-Jul	Subejercicio Ene-Jul
01	REGIDORES	1,853,407.16	-83,107.51	1,770,299.65	0.00	1,770,299.65	1,768,949.65	0.00
01 01	REGIDORES	1,853,407.16	-83,107.51	1,770,299.65	0.00	1,770,299.65	1,768,949.65	0.00
01 01 01	DESPACHO DE REGIDORES	1,853,407.16	-83,107.51	1,770,299.65	0.00	1,770,299.65	1,768,949.65	0.00
02	PRESIDENCIA MUNICIPAL	2,252,227.60	-657,426.94	1,594,800.66	0.00	1,594,800.66	1,594,800.66	0.00
02 01	PRESIDENCIA MUNICIPAL	2,252,227.60	-657,426.94	1,594,800.66	0.00	1,594,800.66	1,594,800.66	0.00
02 01 01	DESPACHO DE PRESIDENCIA	1,260,693.21	-233,141.03	1,027,552.18	0.00	1,027,552.18	1,027,552.18	0.00
02 01 02	SECRETARIA PARTICULAR	991,534.39	-424,285.91	567,248.48	0.00	567,248.48	567,248.48	0.00
03	SECRETARIA DEL H AYUNTAMIENTO	5,120,020.31	-360,577.70	4,759,442.61	0.00	4,759,442.61	4,758,742.61	0.00
03 01	SECRETARIA DEL H AYUNTAMIENTO	5,120,020.31	-360,577.70	4,759,442.61	0.00	4,759,442.61	4,758,742.61	0.00
03 01 01	DESPACHO DE SECRETARIA DEL H AYUNTAMIENTO	2,079,384.69	-111,937.12	1,967,447.57	0.00	1,967,447.57	1,966,747.57	0.00
03 01 02	DIRECCION DE ASUNTOS JURIDICOS	530,927.18	-174,056.19	356,870.99	0.00	356,870.99	356,870.99	0.00
03 01 03	DIRECCION DE COMUNICACION SOCIAL	377,303.21	-18,255.04	359,048.17	0.00	359,048.17	359,048.17	0.00
03 01 04	DIRECCION DE CULTURA	377,530.29	46,529.47	424,059.76	0.00	424,059.76	424,059.76	0.00
03 01 05	DIRECCION DE DEPORTES	685,325.06	46,011.60	731,336.66	0.00	731,336.66	731,336.66	0.00
03 01 08	JUNTA MUNICIPAL DE PUEBLO JUAREZ	823,149.88	-25,670.42	797,479.46	0.00	797,479.46	797,479.46	0.00
03 01 09	COMISARIAS MUNICIPALES	246,400.00	-123,200.00	123,200.00	0.00	123,200.00	123,200.00	0.00
04	OFICIALIA MAYOR	11,929,905.48	-1,245,559.90	10,684,345.58	1,535.60	10,682,809.98	10,247,664.40	1,535.60
04 01	OFICIALIA MAYOR	11,929,905.48	-1,245,559.90	10,684,345.58	1,535.60	10,682,809.98	10,247,664.40	1,535.60
04 01 01	DESPACHO DE OFICIALIA MAYOR	6,789,210.90	-133,335.14	6,655,875.76	1,535.60	6,654,340.16	6,436,155.40	1,535.60
04 01 03	DEPARTAMENTO DE RECURSOS HUMANOS	4,939,335.98	-1,110,520.96	3,828,815.02	0.00	3,828,815.02	3,611,854.20	0.00
04 01 05	DEPARTAMENTO DE INFORMATICA	201,358.60	-1,703.80	199,654.80	0.00	199,654.80	199,654.80	0.00
05	TESORERIA MUNICIPAL	3,832,633.24	-427,253.98	3,405,379.26	0.00	3,405,379.26	3,402,042.47	0.00
05 01	TESORERIA MUNICIPAL	3,832,633.24	-427,253.98	3,405,379.26	0.00	3,405,379.26	3,402,042.47	0.00
05 01 01	DESPACHO DE TESORERIA MUNICIPAL	3,116,682.32	-375,296.22	2,741,386.10	0.00	2,741,386.10	2,738,049.31	0.00
05 01 02	DIRECCION DE INGRESOS	58,383.48	84,197.75	142,581.23	0.00	142,581.23	142,581.23	0.00
05 01 03	DIRECCION DE EGRESOS Y CONTABILIDAD	290,809.48	629.75	291,439.23	0.00	291,439.23	291,439.23	0.00
05 01 04	DIRECCION DE CATASTRO	366,757.96	-136,785.26	229,972.70	0.00	229,972.70	229,972.70	0.00
06	CONTRALOR MUNICIPAL	177,529.00	1,473.76	179,002.76	0.00	179,002.76	179,002.76	0.00
06 01	CONTRALOR MUNICIPAL	177,529.00	1,473.76	179,002.76	0.00	179,002.76	179,002.76	0.00
06 01 01	DESPACHO DEL CONTRALOR MUNICIPAL	177,529.00	1,473.76	179,002.76	0.00	179,002.76	179,002.76	0.00
07	DIRECCION DE OBRAS PUBLICAS, DESARROLLO URBANO Y ECOLOGIA	1,497,075.04	4,953,694.77	6,450,769.81	4,662.96	3,660,275.31	3,659,275.31	2,790,494.00
07 01	DIRECCION DE OBRAS PUBLICAS, DESARROLLO URBANO Y ECOLOGIA	1,497,075.04	4,953,694.77	6,450,769.81	4,662.96	3,660,275.31	3,659,275.31	2,790,494.00
07 01 01	DESPACHO DE LA DIRECCION DE OBRAS PUBLICAS, DESARROLLO URBANO Y ECOLOGIA	1,497,075.04	-267,347.37	1,229,727.67	0.00	1,229,727.67	1,228,727.67	0.00
07 01 02	DEPARTAMENTO DE OBRAS PUBLICAS	0.00	5,221,042.14	5,221,042.14	4,662.96	2,430,547.64	2,430,547.64	2,790,494.00



MUNICIPIO DE COQUIMATLAN, COL.
Sistema Integral de Contabilidad Gubernamental
ESTADO ANALITICO DEL EJERCICIO DEL PRESUPUESTO DE EGRESOS

Clasificación Administrativa

DEL 1 DE ENERO AL 31 DE JULIO DE 2022

Análisis por: Clasificación Administrativa

Clave Presupuestaria	Descripción	UP-UR-UE	Aprobado Ene-Jul	Ampliaciones / (Reducciones) Ene-Jul	Modificado Ene-Jul	DpC Ene-Jul	Devengado Ene-Jul	Pagado Ene-Jul	Subejercicio Ene-Jul
08	DIRECCION DE SERVICIOS PUBLICOS		9,222,701.51	-60,170.81	9,162,530.70	0.00	9,162,530.70	8,990,922.44	0.00
08 01	DIRECCION DE SERVICIOS PUBLICOS		9,222,701.51	-60,170.81	9,162,530.70	0.00	9,162,530.70	8,990,922.44	0.00
08 01 01	DESPACHO DE LA DIRECCION DE SERVICIOS PUBLICOS		8,800,090.69	-22,788.83	8,777,301.86	0.00	8,777,301.86	8,605,693.60	0.00
08 01 03	DEPARTAMENTO DE PARQUES Y JARDINES		341,411.78	-29,655.56	311,756.22	0.00	311,756.22	311,756.22	0.00
08 01 06	DEPARTAMENTO DE PANTEON		81,199.04	-7,726.42	73,472.62	0.00	73,472.62	73,472.62	0.00
09	DIRECCION DE SEGURIDAD PUBLICA, TRANSITO Y VIALIDAD		8,259,546.14	707,124.09	8,966,670.23	0.00	8,966,670.23	8,884,624.49	0.00
09 01	DIRECCION DE SEGURIDAD PUBLICA, TRANSITO Y VIALIDAD		8,259,546.14	707,124.09	8,966,670.23	0.00	8,966,670.23	8,884,624.49	0.00
09 01 01	SEGURIDAD PUBLICA, TRANSITO Y VIALIDAD		8,259,546.14	707,124.09	8,966,670.23	0.00	8,966,670.23	8,884,624.49	0.00
10	DIRECCION DE DESARROLLO MUNICIPAL		1,239,660.76	-126,118.00	1,113,542.76	0.00	1,113,542.76	1,113,542.76	0.00
10 01	DIRECCION DE DESARROLLO MUNICIPAL		1,239,660.76	-126,118.00	1,113,542.76	0.00	1,113,542.76	1,113,542.76	0.00
10 01 01	DESPACHO DE LA DIRECCION DE DESARROLLO MUNICIPAL		483,965.01	-72,048.98	411,916.03	0.00	411,916.03	411,916.03	0.00
10 01 02	DEPARTAMENTO DE PLANEACION		674,505.27	-30,241.72	644,263.55	0.00	644,263.55	644,263.55	0.00
10 01 04	DEPARTAMENTO DE DESARROLLO RURAL		81,190.48	-23,827.30	57,363.18	0.00	57,363.18	57,363.18	0.00
11	ORGANISMOS PUBLICOS DESCENTRALIZADOS		4,720,443.10	66,002.90	4,786,446.00	0.00	4,786,446.00	4,786,446.00	0.00
11 01	ORGANISMOS PUBLICOS DESCENTRALIZADOS		4,720,443.10	66,002.90	4,786,446.00	0.00	4,786,446.00	4,786,446.00	0.00
11 01 01	DIF MUNICIPAL		4,720,443.10	66,002.90	4,786,446.00	0.00	4,786,446.00	4,786,446.00	0.00
12	OBRA PUBLICA E INVERSION		17,446,925.22	-	0.00	0.00	0.00	0.00	0.00
12 01	OBRA PUBLICA		17,446,925.22	-17,446,925.22	0.00	0.00	0.00	0.00	0.00
12 01 01	OBRA PUBLICA		17,446,925.22	-17,446,925.22	0.00	0.00	0.00	0.00	0.00
13	DEUDA PUBLICA		678,700.02	38,775.19	717,475.21	0.00	717,475.21	717,475.21	0.00
13 01	DEUDA PUBLICA		678,700.02	38,775.19	717,475.21	0.00	717,475.21	717,475.21	0.00
13 01 01	DEUDA PUBLICA		678,700.02	38,775.19	717,475.21	0.00	717,475.21	717,475.21	0.00
14	TRANSFERENCIAS, SUBSIDIOS Y AYUDAS		185,396.00	-70,505.00	114,891.00	0.00	114,891.00	114,891.00	0.00
14 03	AYUDAS		185,396.00	-70,505.00	114,891.00	0.00	114,891.00	114,891.00	0.00
14 03 01	AYUDAS SOCIALES A PERSONAS		185,396.00	-70,505.00	114,891.00	0.00	114,891.00	114,891.00	0.00

TOTAL DEL GASTO:

68,416,170.58 -14,710,574.3 53,705,596.23 6,198.56 50,913,566.13 50,218,379.76 2,792,030.10